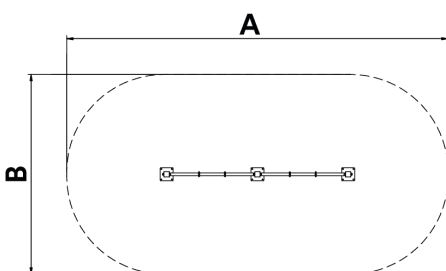




BENITO designs and manufactures sports and leisure spaces for exercising and enjoying the outdoors without limitations.

Work-fit PRO is a professional product aimed at people who want to perform an **intensive exercise to strengthen body and mind**.

Each of the designed models contains several elements to be able to perform diverse and complete exercises in order to develop a complete physical form.



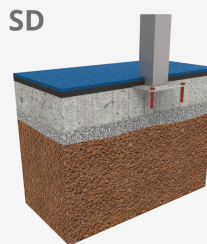
A x B




A=5880mm 16.5m² 0.60m 2

B=3080mm

SD



SB



Materials:

Structure, Metal: Galvanized and powder-coated posts RAL3020, with great resistance to abrasion, corrosion and weathering. Metal parts: AISI-304 stainless steel.

Panels, HDPE: High-density polyethylene, characterized by its resistance to chemical abrasives and which is not affected by corrosion as it is a polymer. Due to its elasticity and lightness, it offers high resistance to impacts, making it very difficult to break.

Nets, Anti-vandal reinforced rope: Ø 16mm, 6 braided steel strands coated with polypropylene. Highly durable plastic connectors.

Screws : Electro-galvanized and 8.8 DIN267, AISI-304 stainless steel screws.

- None of the materials require special treatment for disposal.
- If the equipment is subject to severe use, the maintenance schedule should be increased.
- Do not use the product before completing installation/maintenance.
- See maintenance instructions.

Largest piece (mm): / Heaviest piece (kg):

IMPACT ZONE: Required safety surface. Floor covering according to EN16630:2015 is recommended.
Spare parts availability: 10 years

Ground anchoring screws not included.

Playful features:



Alternatives:

